

# Open public consultation on European Fisheries Statistics

Fields marked with \* are mandatory.

## Introduction

---

Thank you for your interest in our survey. This survey asks about your professional or personal experience of the European Fisheries Statistics collected by Eurostat (<https://ec.europa.eu/eurostat/web/fisheries/data/database>). The European Fisheries Statistics provide official statistics on fish catches, fish landings, aquaculture production and fishing fleets across the EU. They are contributing to policy making and to monitoring the effectiveness of the Common Fisheries Policy.

This questionnaire takes about 10-15 minutes to complete. You will be able to provide additional comments or information at the end. The answers you provide will help Eurostat to improve the European Fisheries Statistics.

- \* Are you replying ...
- as an individual in your personal capacity?
  - or in your professional capacity or on behalf of an organisation?

## About you

---

- \* Language of my contribution
- Bulgarian
  - Croatian
  - Czech
  - Danish
  - Dutch
  - English
  - Estonian
  - Finnish
  - French
  - Gaelic
  - German
  - Greek
  - Hungarian
  - Italian
  - Latvian
  - Lithuanian
  - Maltese
  - Polish

- Portuguese
- Romanian
- Slovak
- Slovenian
- Spanish
- Swedish

\* I am giving my contribution as

- Academic/research institution
- Business association
- Company/business organisation
- Consumer organisation
- EU citizen
- Environmental organisation
- Non-EU citizen
- Non-governmental organisation (NGO)
- Public authority
- Trade union
- Other

\* First name

\* Surname

\* Email (this won't be published)

\* Type of organisation:

- European Commission Directorate General or other EU Institution
- International Organisation
- National Statistical Institute
- National Public Authority responsible for fisheries policy
- Other National Public Authority
- Research Institute supplying data to National Public Authorities or Statistical Institutes
- Research Institute supplying data to Common Fisheries Policy (CFP) and/or Data Collection Framework (DCF)
- Other academic / research institution
- EU Fisheries Association
- National Fisheries Association
- Non-Governmental Organisation (NGO)
- Market Analysis/Business Intelligence Company

- Private Fisheries Business
- Other

Please specify:

\* Is your company/organisation's work related to the fisheries and/or aquaculture industries? (inc. directly working in the business, providing media coverage, working for the environment)

- Yes
- No

\* Please check all the relevant sub-sectors for your company/organisation:

- Catching industry
- Aquaculture
- Processing of fisheries and aquaculture products
- Trade and marketing of fisheries and aquaculture products
- Environment
- General interest

\* Scope

- International
- Local
- National
- Regional

\* Organisation name

*255 character(s) maximum*

\* Organisation size

- Micro (1 to 9 employees)
- Small (10 to 49 employees)
- Medium (50 to 249 employees)
- Large (250 or more)

Transparency register number

*255 character(s) maximum*

Check if your organisation is on the [transparency register](#). It's a voluntary database for organisations seeking to influence EU decision-making.

\* Country of origin

Please add your country of origin, or that of your organisation.

- Afghanistan
- Åland Islands
- Albania
- Algeria
- American Samoa
- Andorra
- Angola
- Anguilla
- Antarctica
- Antigua and Barbuda
- Argentina
- Armenia
- Aruba
- Australia
- Austria
- Azerbaijan
- Bahamas
- Bahrain
- Bangladesh
- Barbados
- Belarus
- Belgium
- Belize
- Benin
- Bermuda
- Bhutan
- Bolivia
- Bonaire Saint Eustatius and Saba
- Djibouti
- Dominica
- Dominican Republic
- Ecuador
- Egypt
- El Salvador
- Equatorial Guinea
- Eritrea
- Estonia
- Ethiopia
- Falkland Islands
- Faroe Islands
- Fiji
- Finland
- Former Yugoslav Republic of Macedonia
- France
- French Guiana
- French Polynesia
- French Southern and Antarctic Lands
- Gabon
- Georgia
- Germany
- Ghana
- Gibraltar
- Greece
- Greenland
- Grenada
- Guadeloupe
- Libya
- Liechtenstein
- Lithuania
- Luxembourg
- Macau
- Madagascar
- Malawi
- Malaysia
- Maldives
- Mali
- Malta
- Marshall Islands
- Martinique
- Mauritania
- Mauritius
- Mayotte
- Mexico
- Micronesia
- Moldova
- Monaco
- Mongolia
- Montenegro
- Montserrat
- Morocco
- Mozambique
- Myanmar /Burma
- Namibia
- Nauru
- Saint Pierre and Miquelon
- Saint Vincent and the Grenadines
- Samoa
- San Marino
- São Tomé and Príncipe
- Saudi Arabia
- Senegal
- Serbia
- Seychelles
- Sierra Leone
- Singapore
- Sint Maarten
- Slovakia
- Slovenia
- Solomon Islands
- Somalia
- South Africa
- South Georgia and the South Sandwich Islands
- South Korea
- South Sudan
- Spain
- Sri Lanka
- Sudan
- Suriname
- Svalbard and Jan Mayen
- Swaziland
- Sweden
- Switzerland

- Bosnia and Herzegovina
- Botswana
- Bouvet Island
- Brazil
- British Indian Ocean Territory
- British Virgin Islands
- Brunei
- Bulgaria
  
- Burkina Faso
- Burundi
- Cambodia
  
- Cameroon
- Canada
- Cape Verde
- Cayman Islands
  
- Central African Republic
- Chad
- Chile
  
- China
  
- Christmas Island
- Clipperton
- Cocos (Keeling) Islands
  
- Colombia
- Comoros
  
- Congo
- Cook Islands
- Costa Rica
- Côte d'Ivoire
- Croatia
- Cuba
  
- Curaçao
- Guam
- Guatemala
- Guernsey
- Guinea
- Guinea-Bissau
- Guyana
- Haiti
- Heard Island and McDonald Islands
- Honduras
- Hong Kong
- Hungary
- Iceland
- India
- Indonesia
- Iran
- Iraq
- Ireland
- Isle of Man
- Israel
- Italy
- Jamaica
- Japan
- Jersey
- Jordan
- Kazakhstan
- Kenya
- Kiribati
- Kosovo
- Kuwait
- Kyrgyzstan
- Laos
- Nepal
- Netherlands
- New Caledonia
- New Zealand
- Nicaragua
- Niger
- Nigeria
- Niue
- Norfolk Island
- North Korea
- Northern Mariana Islands
- Norway
- Oman
- Pakistan
- Palau
- Palestine
- Panama
- Papua New Guinea
- Paraguay
- Peru
- Philippines
- Pitcairn Islands
- Poland
- Portugal
- Puerto Rico
- Qatar
- Réunion
- Romania
- Russia
- Rwanda
- Saint Barthélemy
- Syria
- Taiwan
- Tajikistan
- Tanzania
- Thailand
- The Gambia
- Timor-Leste
- Togo
- Tokelau
- Tonga
- Trinidad and Tobago
- Tunisia
- Turkey
- Turkmenistan
- Turks and Caicos Islands
- Tuvalu
- Uganda
- Ukraine
- United Arab Emirates
- United Kingdom
- United States
- United States Minor Outlying Islands
- Uruguay
- US Virgin Islands
- Uzbekistan
- Vanuatu
- Vatican City
- Venezuela
- Vietnam
- Wallis and Futuna
- Western Sahara

- Cyprus
- Latvia
- Saint Helena Ascension and Tristan da Cunha
- Yemen
- Czech Republic
- Lebanon
- Saint Kitts and Nevis
- Zambia
- Democratic Republic of the Congo
- Lesotho
- Saint Lucia
- Zimbabwe
- Denmark
- Liberia
- Saint Martin

**\* Publication privacy settings**

The Commission will publish the responses to this public consultation. You can choose whether you would like your details to be made public or to remain anonymous.

- Anonymous**  
Only your type, country of origin and contribution will be published. All other personal details (name, organisation name and size, transparency register number) will not be published.
- Public**  
Your personal details (name, organisation name and size, transparency register number, country of origin) will be published with your contribution.

\* I agree with the [personal data protection provisions](#)

**\* What is your interest in European Fisheries Statistics?**

- I use European Fisheries Statistics in my work or research
- I have a general interest in statistics, including fisheries statistics
- I have a general interest in fisheries and aquaculture in the EU
- Other

Please specify:

**\* Which of these statements best describes your interest in European Fisheries Statistics?**

- I am a data user (e.g. using European Fisheries Statistics for policy decisions, determining business options, writing a research paper etc.)
- I am a data producer (e.g. responsible for the collection of fisheries statistics at a research institute or a national ministry)
- I am not a data user or producer

## Questions for Data Users

---

**\* To what extent do the European Fisheries Statistics (as collected by Eurostat) meet your needs?**

- To a great extent

- To a moderate extent
- To a small extent
- Not at all
- Don't know

\* For what purposes do you use European Fisheries statistics?






- Fisheries Management (e.g. RFMO)
- Common Fisheries Policy (CFP design, implementation and monitoring on national or international level)
- Academic research
- Commercial research
- Environmental research
- Media reporting
- Other

Please specify:

\* Which European Fisheries Statistics datasets do you use?

- Catches by fishing area (fish\_ca)
- Landings of fishery products (fish\_ld)
- Aquaculture production by species (fish\_aq)
- Fishing fleet (fish\_fleet)
- Don't know

Please assess the quality of European Fisheries Statistics (EFS) that you use according to the factors below (1 star = no quality at all, 5 stars = high quality, no stars = no opinion)

<b>Relevance</b> (do EFS meet your needs as a user?)	
<b>Accuracy and reliability</b> (do EFS accurately and reliably portray reality?)	
<b>Timeliness and Punctuality</b> (are EFS available in time for your needs as a user?)	
<b>Coherence and Comparability</b> (are EFS consistent internally, over time and comparable?)	
<b>Accessibility and Clarity</b> (are EFS presented clearly and easily accessible?)	

\* Are you aware of the existence of data sources of fisheries statistics other than European fisheries statistics?

- Yes
- No
- Don't Know

\* Do you access fisheries statistics from other sources?

- Yes, an international source
- Yes, a national source
- Yes, a regional source
- No

Please name the other data source(s) that you use:

In your opinion, how does the quality of European Fisheries Statistics compare to other sources of fisheries statistics (e.g. FAO, OECD) that you use? Please rank against each of the following criteria: (much higher = the quality of European Fisheries Statistics is much higher than other sources; much lower = the quality of European fisheries statistics is much lower than other sources)






	Much higher	Higher	Similar	Lower	Much lower	Don't Know
* Relevance	<input type="radio"/>	<input type="radio"/>	<input type="radio"/>	<input type="radio"/>	<input type="radio"/>	<input type="radio"/>
* Accuracy and Reliability	<input type="radio"/>	<input type="radio"/>	<input type="radio"/>	<input type="radio"/>	<input type="radio"/>	<input type="radio"/>
* Timeliness and Punctuality	<input type="radio"/>	<input type="radio"/>	<input type="radio"/>	<input type="radio"/>	<input type="radio"/>	<input type="radio"/>
* Coherence and Comparability	<input type="radio"/>	<input type="radio"/>	<input type="radio"/>	<input type="radio"/>	<input type="radio"/>	<input type="radio"/>
* Accessibility and Clarity	<input type="radio"/>	<input type="radio"/>	<input type="radio"/>	<input type="radio"/>	<input type="radio"/>	<input type="radio"/>

\* Can you provide examples of how European Fisheries Statistics differ in quality from the other sources that you use?

## Questions for Data Producers

---

Please assess the quality of European Fisheries Statistics (EFS) that you use according to the factors below (1 star = no quality at all, 5 stars = high quality, no stars = no opinion)

<b>Relevance</b> (do EFS meet your needs as a user?)	
<b>Accuracy and reliability</b> (do EFS accurately and reliably portray reality?)	
<b>Timeliness and Punctuality</b> (are EFS available in time for your needs as a user?)	
<b>Coherence and Comparability</b> (are EFS consistent internally, over time and comparable?)	
<b>Accessibility and Clarity</b> (are EFS presented clearly and easily accessible?)	

Can you give reasons for your answers above?

According to your view, please judge the quality of each of the databases produced as part of European Fisheries Statistics (1 star = no quality at all, 5 stars = high quality, no stars = no opinion).

Catches by fishing area (fish_ca)	
Landings of fishery products (fish_ld)	
Aquaculture production by species (fish_aq)	
Fishing fleet (fish_fleet)	

\* Are you familiar with the legal acts that frame the European Fisheries Statistics?

- Yes
- No
- Don't know

\* In your opinion, do the legal provisions make the statistics fit for purpose?

- Yes, fully
- Yes, partly

- No
- Don't know

Can you provide a reason for your answer?

To what extent would you say there is room for streamlining the European Fisheries Statistics data collection process?

- To a great extent
- To a moderate extent
- To a small extent
- Not at all
- Don't know

Can you provide a reason for your answer?

### Questions for the General Public

---

\* Can you describe the nature of your interest in fisheries statistics?

\* Have you ever used the European fisheries statistics?

- Yes, on a daily basis
- Yes, on a monthly basis
- Yes, quarterly
- Yes, annually
- Yes, less than once a year
- No, never

If you were using the statistics and stopped doing so, can you explain the reasons for your decision?

\* Do you use other sources than Eurostat to obtain statistics on fisheries and aquaculture?

- Yes, an international source
- Yes, a national source
- Yes, a regional source
- No

Please name the other data source(s) that you use:

\* Do you think that Eurostat should collect and publish more or different statistics on fisheries in the EU?

- Yes
- No
- Don't know

What additional or different fisheries statistics do you think Eurostat should provide?

How could the current European fisheries statistics be improved?

### Questions for all Respondents

---

Should you wish to provide additional information or raise specific points not covered by the questionnaire until now, please feel free to do so here.

*2000 character(s) maximum*



Should you wish to provide a document (e.g. a position paper or report), you can upload it here.

Please note that any uploaded document will be published alongside your response to the questionnaire, which is the essential input to this open public consultation. A document is an optional complement and serves as additional background reading to better understand your position.

The maximum file size is 1 MB

Only files of the type pdf,txt,doc,docx,odt,rtf are allowed